

1st Grade - Weekly Take Home Plan: Academic Enrichment & Reinforcement

(These activities are OPTIONAL)

SHARE YOUR WORK! Send a photo of any work you do to your teacher's email or ClassDojo. Look for student work to be shared on your Class Story!






	Reading 20 minutes each day	Writing 20 minutes each day	Math 20 minutes each day	Other Home Activities 20-45 minutes each day
M O N D A Y	<p><u>Animal Studies - Spiders</u></p> <p>Click here to access read alouds and resources for WEEK 1.</p> <p>1. Watch the Story: <u>Diary of a Spider</u> by Doreen Cronin</p> <p>2. Read the Book: <u>A Spiderling Grows Up</u> by Pam Zollman</p> <p>Feel free to explore the other activities available for each daily lesson too!</p> <p>Technology</p> <ul style="list-style-type: none"> Log into iReady for 10 minutes 	<p>Some spiders are named for how they look-like the wolf spider or the pumpkin spider.</p> <ul style="list-style-type: none"> Pretend you discovered a new kind of spider. Draw it. (Be sure to give it 8-eight legs, a head and a body.) Describe it in words. Name it! 	<p>Writing and Counting</p> <ul style="list-style-type: none"> Count and write numbers 0-120 <p>Resources</p> <ul style="list-style-type: none"> Number grid with numbers Blank number grid Jack Hartman Video - Let's Get Fit - Count to 100 by 1's <p>Technology</p> <ul style="list-style-type: none"> Log into iReady 	<p>Choose two or more activities to do each day.</p> <ul style="list-style-type: none"> Spend 15 minutes outdoors! <u>Gross Motor</u> - jumping, skipping, running, crab walking <u>Fine Motor Activities</u> - Cutting, coloring, gluing, drawing, painting, working with clay, etc.
T U E S D A Y	<p><u>Earth Science - Weather</u></p> <p>Click here to access read alouds and resources for WEEK 1.</p> <p>1. Watch the Story: <u>Come On, Rain!</u> by Karen Hesse</p> <p>2. Read the Book: <u>Rainy Weather Days</u> by Pam Rosenberg</p> <p>Feel free to explore the other activities available for each daily</p>	<p>You might have heard the saying, "It's raining cats and dogs." If you could make it rain any <u>two</u> things you wanted, what would you choose?</p> <ul style="list-style-type: none"> Write about your special rainstorm. What would be falling from the clouds and why? Draw a picture of it. 	<p>Writing and Counting</p> <ul style="list-style-type: none"> Skip count by 5's and 10's to 100 <p>Resources</p> <ul style="list-style-type: none"> Number grid with numbers Blank number grid Jack Hartman Videos - Count by 5's, Count by 10's <p>Technology</p> <ul style="list-style-type: none"> Log into iReady 	<ul style="list-style-type: none"> Singing songs, making and playing instruments Folding clothes, making beds, picking up toys, vacuuming, sweeping, etc. Playing board games/card games, cooking and baking with an adult, outside games

	<p>lesson too!</p> <p>Technology</p> <ul style="list-style-type: none"> Log into iReady for 10 minutes 			<ul style="list-style-type: none"> Throwing, catching, kicking with a ball, frisbee, bean bags, etc. Imaginary play-puppet shows, plays, acting out stories, etc.
<p>W E D N E S D A Y</p>	<p>Physical Science - Sound and Music</p> <p>Click here to access read alouds and resources for WEEK 1.</p> <p>1. Watch the Story:</p> <p><i>Zin! Zin! Zin! A Violin</i> by Lloyd Moss</p> <p>2. Read the Book:</p> <p><i>All About Sound</i> by Lisa Trumbauer</p> <p>Technology</p> <ul style="list-style-type: none"> Log into iReady for 10 minutes 	<p>Take a seat, close your eyes, and listen. What sounds do you hear around you?</p> <ul style="list-style-type: none"> Listen Draw four boxes on a sheet of paper. In each box, write what you hear. Then draw a picture of what's making each sound. 	<p>Writing and Counting</p> <ul style="list-style-type: none"> Practicing counting on from a number other than 1 <p>Resources</p> <ul style="list-style-type: none"> Number grid with numbers Blank number grid <p>Technology</p> <ul style="list-style-type: none"> Log into iReady 	<p>Character Traits: Enjoy singing the 3 BE's Song: https://www.youtube.com/watch?v=JGQAp2PY8yY</p> <p>March Character Trait: Integrity, do the right thing even when no one is watching.</p>
<p>T H U R S D A Y</p>	<p>Social Studies - Communities</p> <p>Click here to access read alouds and resources for WEEK 1.</p> <p>1. Watch the Story:</p> <p><i>Giggle, Giggle, Quack</i> by Doreen Cronin</p> <p>2. Read the Book:</p> <p><i>Living on Farms</i> by Allan Fowler</p> <p>Technology</p> <ul style="list-style-type: none"> Log into iReady for 10 minutes 	<p>If you could create your own community, what would it look like?</p> <ul style="list-style-type: none"> Draw a picture of your community. They may include homes, schools, stores, restaurants, a library, firestation, police station, park, etc. Name it! 	<p>Writing and Counting</p> <ul style="list-style-type: none"> Oral Counting Games "What comes before...What comes after. <p>Resources</p> <ul style="list-style-type: none"> Number grid with numbers Blank number grid <p>Technology</p> <ul style="list-style-type: none"> Log into iReady 	<p>Watch this video and discuss: https://www.youtube.com/watch?v=RQKuI4jtptw</p>
<p>F R I D A Y</p>	<p>Life Science - Bones</p> <p>Click here to access read alouds and resources for WEEK 1.</p> <p>1. Watch the Story:</p> <p><i>Dem Bones</i> by Bob Barner</p> <p>2. Read the Book:</p>	<p>Whose Bones Are Those?</p> <ul style="list-style-type: none"> Look at the skeletons. Unscramble the letters to name each animal. Write them on a piece of paper. 	<p>Technology - Free Choice!</p> <ul style="list-style-type: none"> iReady Prodigy MobyMax 	

You Have Healthy Bones! by Susan DerKazarian

Technology

- Log into [iReady](#) for 10 minutes

1.		a t c
2.		o w c
3.		s h f i
4.		g o r f
5.		r b i d

Music - Week 1 Activities:

Grades 1-3: Making Music with Family

Teach your family one of the songs we have been working on in class! This link opens up a YouTube link for 3 songs we have been working on in music class recently.

https://www.youtube.com/playlist?list=PLMMuQ4jrXMxJvbb8E4VaGvkSq_Qkleych

Library Media Center (LMC) - Week 1 Activities:

Use what you know about non-fiction text features. Tell someone (brother, sister, parent, grandparent, teacher) which non-fiction text features you see while reading *A Spiderling Grows Up* by Pam Zollman, *Rainy Weather Days* by Pam Rosenberg, *All About Sound* by Lisa Trumbauer, *Living on Farms* by Allan Fowler, or *You Have Healthy Bones!* by Susan DerKazarian. Can you make a glossary using the highlighted words (words in yellow)? Can you make a Table of Contents for the book (which page something is on)?

Art - Week 1 Activities:

Below is a link to an activity focusing on the element of texture. Click on Exploring Textures to see an overview of the project and the sample to see a finished example.

[Exploring Textures](#) [Sample](#)

I would love to see what you make, if you'd like, send a finish picture to Ms. Birchler at ebirchle2@livoniapublicschools.org

Physical Education - Activities:

March:

<https://openphysed.org/wp-content/uploads/2018/09/03-CAL-DEAM-March-Final.pdf>

April:

<https://openphysed.org/wp-content/uploads/2018/09/04-CAL-DEAM-April-Final.pdf>

Preposition Obstacle Course

<https://jcahillpe.files.wordpress.com/2020/03/design-a-backyard-obstacle-course-using-prepositions-1.pdf>

Would You Rather Super Hero Battles Fitness:

<https://www.youtube.com/watch?v=uuNVz8KF7bc>

PE Chef Work Out:

https://www.youtube.com/watch?v=Pdw9CA6kZvo&list=PLVT2lhqLoAsKgLFobvH5_cHhnMCDF_9yW

Title 1 - Support Activities (K-4)

- READ, READ, READ
- iReady
- High Frequency Words
- Reading Strategies:

*[Eagle Eye](#) - look at the pictures

*[Lips the Fish](#) - get your lips ready

- *Stretchy Snake - stretch out the word
- *Chunky Monkey - is there a word in the word?
- *Skippy Frog - skip the word then come back
- *Tryin' Lion - try the word again
- *Flippy Dolphin - flip the vowel (short/long)
- *Helpful Kangaroo - ask for help after you have tried

*Does it look right? Does it sound right? Does it make sense?

- *Visualizing - creating a movie in your mind while reading
- *Questioning - asking questions to understand what you are reading (who, what, when, where, why, how)
- *Prior Knowledge - what do you already know about the subject?
- *Making Connections - how does this remind you about something you've experienced, read, or something that's happening in the world
- *Inferring - figuring out what the author really means by the clues in the text
- *Summarizing - telling what's important
- *Evaluating - making judgments about what you've read and why

Other Reading Resources:

- iReady (Reading)
- EPIC! (with class code)
- Raz Kids (if you have an account with your teacher)
- Storyline Online
- PebbleGo!
- Video Read Alouds from your teacher (Class Dojo or Google Classroom) or Mrs. Kohler on the Rosedale Facebook
- Books from your personal library at home