



1st Grade - Weekly Continuity of Learning Plan

SHARE YOUR WORK! Please send photos of your work to your teacher or post them directly in ClassDojo Portfolios or Google Classroom.

	Reading	Math
Monday	<p><u>What is an Opinion?</u> Introduction Video (optional): Opinion Writing Watch Teacher Video: What is the best sound to hear?</p> <p>Watch: The Listening Game</p> <p>Today you are going to practice opinion writing. Remember to state your opinion in your opening sentence, give 1-2 reasons to support your opinion, and give your writing a closing sentence. In your opinion, what is the best sound to hear? Use the sounds from the video as examples.</p> <p>You can use this link for a graphic organizer or a piece of paper from home. When finished, take a picture of your work to post. <i>You can also type your work directly into your Classdojo Portfolio.</i></p>  <p>Independently read for 20 minutes.</p>	<p>Practice iReady math lessons for 20-30 minutes!</p> 

Tuesday

Practice [iReady](#) reading lessons for 20-30 minutes!



Telling Time

Begin each lesson with the Math Message. Watch the lesson video and do the activity or play the game. Complete the practice sheets. Finish each lesson by completing the Math Boxes.

In this lesson, we will review telling time to the hour and half hour. *Please send a picture of the practice sheets (or just answers) from this lesson to your child's teacher or post it directly to Dojo Portfolio.*

Warm-up: [Math Message](#)

Review Video: [Telling Time -Basics of the Clock](#)

Instruction Video: [Time to the Half Hour](#)

Hands-on Activity: [Make a Clock](#) or Game: [Time Match](#)

Practice Sheets: [Telling Time](#)

Review: [Math Boxes 7.11](#)

([Math Boxes Answer Key](#))

Resources: [Number Grid](#)

Wednesday

Retelling a Story

Watch Teacher Video: [Five Finger Retell Strategy](#)

Today you are going to practice retelling the story of Xavier. You can use the pictures below to help you. Remember to tell where the story took place, name the characters, tell the problem, include important events, and end with how the character's problem was solved.

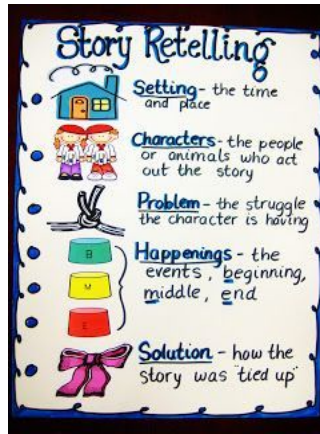
Watch the video: [Xavier Ox's Xylophone Experiment](#)

You can use the [graphic organizer](#) provided or a piece of paper from home. *When finished take a picture of your work to post. You can also skip the paper and just*



Practice [iReady](#) math lessons for 20-30 minutes!

record a video of you retelling the story directly into your Classdojo Portfolio.



Independently read for 20 minutes.

Thursday

Practice [iReady](#) reading lessons for 20-30 minutes!



In & Out Boxes

Begin each lesson with the Math Message. Watch the lesson video and complete the practice sheets. Finish each lesson by completing the Math Boxes.

In this lesson, we will use In & Out boxes to practice finding repeating patterns in a number sequence. *Please send a picture of your child's practice sheet (or just the answers) from this lesson to your child's teacher or post it directly to Dojo Portfolio.*

Warm-up: [Math Message](#)

Watch Teacher Video: [In & Out Boxes-What's My Rule?](#)

Practice Sheets: ["What's My Rule?"](#)

[\("What's My Rule?" Answer Key\)](#)

Review: [Math Boxes 7.12](#)

[\(Math Boxes Answer Key\)](#)

Resources: [Number Grid](#)

Friday	<p><u>Scholastic News</u></p> <p>Read: Making Ice Cream Watch the video: Inside an Ice Cream Factory</p> <p>Optional activity: Write or draw the steps on how to make an ice cream sundae! You can use the organizer provided or do activity in your ClassDojo Portfolio.</p> <p>(Mrs. Emmick's class password: mrsemmick) (Mrs. Shoemake's class password: shoemake)</p> <p>Independently read for 20 minutes.</p>	<p>Free Choice! Practice Online Math for 20 minutes.</p> <p>Ideas to choose from:</p> <ul style="list-style-type: none"> • iReady • Prodigy • MobyMax • ABCYa!
---------------	---	--

<u>LMC</u>	<u>Art</u>	<u>Music</u>	<u>Gym</u>
<p>Watch the nonfiction text features video</p>	<p style="text-align: center;">Portrait Drawing Activity</p> <p>As always, I'd love to see your artwork if you'd like to send a picture of it to Ms. Birchler at ebirchle2@livoniapublicschools.org</p>	<p>Pick one of the two following activities this week!</p> <p>1. Color Your Music! Use the link below to access my Google folder of musical coloring pages! There are many different levels I included to pick from. Select and print as many as you'd like! If you don't have a printer, draw your own musical picture to color. While you are coloring, play your favorite music in the background!</p> <p>Here are some COLORING PAGES! When you finish, you can email a picture of your drawing to scanterb@livoniapublicschools.org</p> <p>Cello</p> <p>Little Musicians</p> <p>M is for Music</p> <p>Music is My Life</p> <p>Piano Keys Abstract</p> <p>Sing a Rainbow</p> <p>Ukulele</p> <p>Where Words Fail, Music Speaks</p>	<p>Weekly Activity</p>

		<p>2. Take a Musical Walk Go on a walk in your neighborhood or backyard. Notice all the different sounds that might be going on around you. Each time you notice a new sound, write down the sound, or draw pictures of all the sounds that you hear. Listen very carefully. Maybe you are creating some of the sounds!</p> <p>Things to Wonder About: Was the sound long or short? High or low? Fast or slow? Did any sounds form patterns? Did the sound remind you of any musical instruments? Which one? Did you make any sounds while you were listening? Were there any sounds that remind you of a song? What were your favorite sounds? What one item around the house (non-electronic) would you choose to copy one of the sounds?</p> <p>New to Listen to: Next Right Thing: https://youtu.be/vSXCjfaaDE8 New Rainbow Connection: https://youtu.be/jS5fTzMP_mg I'll Make a Man Out of You (Mulan) in 30 languages: https://youtu.be/INokhqr5JQ</p>	
--	--	---	--

Character Trait of the Month - Grit
 Mrs. Kohler

Our new Character Trait is GRIT: You have the ability to be anyone you want to be, and you are brave, optimistic, and persistent. Talk about what these words mean to you and how important it is that you use GRIT when working on your at-home lessons. Use this [LINK](#) to watch a short video about using GRIT!

- Title 1 - Support Activities (K-4)**
- READ, READ, READ
 - iReady
 - High Frequency Words
 - Reading Strategies:

- *Eagle Eye - look at the pictures
- *Lips the Fish - get your lips ready
- *Stretchy Snake - stretch out the word
- *Chunky Monkey - is there a word in the word?
- *Skippy Frog - skip the word then come back
- *Tryin' Lion - try the word again
- *Flippy Dolphin - flip the vowel (short/long)
- *Helpful Kangaroo - ask for help after you have tried
- *Does it look right? Does it sound right? Does it make sense?

- *Visualizing - creating a movie in your mind while reading
- *Questioning - asking questions to understand what you are reading (who, what, when, where, why, how)
- *Prior Knowledge - what do you already know about the subject?
- *Making Connections - how does this remind you about something you've experienced, read, or something that's happening in the world
- *Inferring - figuring out what the author really means by the clues in the text
- *Summarizing - telling what's important
- *Evaluating - making judgments about what you've read and why

Resource Room - Dr. Livingston

Accommodations along with social/emotional support:

[Learning Activities to Keep Kids Busy When School Closes](#)

For accommodations in writing, students may click on the microphone in Google docs and engage in Speech to Text, if they have fine motor needs. They may also use CoWriter, already installed in all Chromebooks-this is a word predictor as the child types, very much like typing a text message on a cell phone.

Free leveled books:

<https://newsela.com/>

Free math worksheets:

<https://www.edhelper.com/>

Handwriting Help <https://www.livoniapublicschools.org/Page/12662>

ADHD Answers <https://www.livoniapublicschools.org/Page/12684>

OT Home Enrichment <https://www.livoniapublicschools.org/Page/12671>