





## 2nd Grade Home-Learning Activities!



Please use the below chart as a guide to learning at home. Students can access the links and work on activities, in a more structured way.

This link will be shared by all three Rosedale second grades!

### Week of April 13-April 17th

	Reading/Literacy 20-30 minutes	Writing 20-30 minutes	Math 20-30 minutes	Physical Activities, Creative Art, Music, At Home Activities 20-45 minutes
<b>Mon</b>	<p><b><u>ANIMALS!!!</u></b></p> <p>Take a virtual tour at the San Diego Zoo!! Click on the link and scroll down to look at the Live Cams of a variety of animals!</p> <p><a href="https://zoo.sandiegozoo.org/live-cams">https://zoo.sandiegozoo.org/live-cams</a></p>  <p>Please do 20 minutes of iReady reading lessons</p>	 <p>Writing a narrative paragraph telling about one animal camera you watched and what things were happening. Include details about the setting, animal actions, sounds you heard and details about what you saw!</p>	<p><b>20 Minutes on iReady math lessons!</b></p> <p><b>Play Base 10 exchange game. Practice exchanging cubes for longs and then flats with the toucan!</b></p>  <p><b>Additional Math:</b></p> <ol style="list-style-type: none"> <li>1.)Log on to Clever</li> <li>2.)Click on the red McGraw Hill link</li> <li>4.)Click on EM Games online(blue) link at bottom</li> <li>5)Choose Exchange\</li> <li>6) Choose Base 10-exchange</li> </ol>	<p><b>MUSIC</b></p> <p>Make a Musical Instrument!</p> <p>Make a musical instrument using things found around your home or yard. Decorate with markers, stickers, paint or duct tape. For example, put a scoop or rice inside an easter egg, or turn an empty oatmeal container into a drum. This is a great musical activity that connects to Earth Day because we are reusing items! Optional: When you finish, feel free to email a video to your music teacher if you'd like!</p> <p>A new song from Mulan: <a href="https://youtu.be/Qo8gX1Evay8">https://youtu.be/Qo8gX1Evay8</a></p>

<p><b>Tue</b></p>	<p>Choose your favorite animal to read about. Please use a book(s) from the Epic! library that your teacher created for you.</p> <p>Today's Focus: Appearance</p> <p>Please do 20 minutes of iReady reading</p>	<p>Take dash notes describing what your animal looks like. Remember to use adjectives. Some questions to think about:</p> <ul style="list-style-type: none"> <li>-color</li> <li>-size/weight</li> <li>-skin/fur</li> <li>-tail/no tail</li> <li>-interesting detail about their appearance (what they look like)</li> </ul> <p>Please save these notes!</p>	<p><b>20 Minutes on iReady math lessons</b></p> <p>Additional math:</p> <ol style="list-style-type: none"> <li>1) Log on to clever</li> <li>2) Click on the red McGraw Hill Link</li> <li>3) Click on EM Games online(blue) in at the bottom</li> <li>4) Choose pick a coin game</li> </ol> 	<p><b>Art</b></p> <p>Click on the link below for this weeks art activity</p> <p><a href="#">Imaginary Friend Activity</a></p> <p>I would love to see what you come up with! Email a picture of your finished drawings to Ms. Birchler at <a href="mailto:ebirchle2@livoniapublicschools.org">ebirchle2@livoniapublicschools.org</a></p>
<p><b>Wed</b></p>	<p>Please continue reading about the same animal you researched yesterday. You may look for different books on Epic to help with your research about your animal.</p> <p>Today's Focus: Habitat</p> <p>Please do 20 minutes of iReady reading lessons.</p>	<p>Take dash notes describing your animal's habitat. Think about these things:</p> <ul style="list-style-type: none"> <li>-where does it live (country, part of the world)</li> <li>-what landform does it live near or on</li> <li>-how does it build its home</li> <li>-weather near its habitat</li> </ul> <p>Please save these notes!</p>	<p><b>20 Minutes on iReady math lessons!</b></p> <p>Solve:</p> <p><math>56 + 10 =</math></p> <p><math>10 + 92 =</math></p> <p><math>17 + 100 =</math></p> <p><math>\_\_\_ + 34 = 134</math></p> <p><math>51 + \_\_\_ = 251</math></p> <p><math>316 + 10 =</math></p> <p><math>20 + 10 + \_\_\_ = 50</math></p> <p><math>100 + \_\_\_\_ + 220 = 420</math></p>	<p><b>LMC</b></p> <p>Continue to learn about the same animal you have been researching for your teacher. Use different resources to find new information or confirm what you found from EPIC. Answer the same questions your teacher asked:</p> <ol style="list-style-type: none"> <li>1. What does your animal look like?</li> <li>2. Describe your animal's habitat?</li> <li>3. What does your animal eat?</li> <li>4. What is at least one fun or interesting fact that you learned about your animal?</li> <li>5. Have you ever seen this animal?</li> <li>6. Tell someone at home or email <a href="#">Mrs. Hillary</a> about this animal.</li> <li>7. Did you find new information in the source that you used?</li> </ol> <p>Resource Choices:</p> <ul style="list-style-type: none"> <li>- <a href="#">PebbleGo</a></li> <li>- <a href="#">ABDO Zoom</a></li> <li>- <a href="#">Kids InfoBits</a></li> </ul>

<p><b>Thu</b></p>	<p>Please continue reading about the same animal you researched yesterday. You may look for different books on Epic to help with your research about your animal. Today's Focus: Diet</p> <p>Please do 20 minutes of iReady reading lessons.</p>	<p>Take dash notes on your animal's diet. -what it eats - how it catches its prey -herbivore, carnivore, omnivore</p> <p>Please save these notes!</p>	<p><b>20 Minutes on iReady math lessons!</b></p> <p>Keep a time journal of things you do throughout the day! Time- __: __ Name the activity (woke up, breakfast, schoolwork, outside time, lunch, read a book, screentime, other activities, dinner... it's up to you!)</p> <p>Then choose a few of those times and draw an analog clock showing the clock hands to match the times you listed.</p> 	<p><b>Here are ideas for gym: Stay active!</b></p> <p><a href="https://openphysed.org/wp-content/uploads/2018/09/04-CAL-DEAM-April-Final.pdf">https://openphysed.org/wp-content/uploads/2018/09/04-CAL-DEAM-April-Final.pdf</a></p>
<p><b>Fri</b></p>	<p>Please continue reading about the same animal you researched yesterday. You may look for different books on Epic to help with your research about your animal. Today's Focus: Interesting Facts</p>	 <p>Take dash notes on some interesting facts about your animal. Think about: -babies -enemies -fastest/slowest -tallest/smallest Anything else YOU think is cool about your animal!</p>	<p><b>20 Minutes on iReady math lessons!</b></p> <p><b>Play A favorite EDM Game!</b></p> <ol style="list-style-type: none"> <li>1) Log on to Clever</li> <li>2) Click on the red McGraw Hill link</li> <li>3) Click on EM Games online(blue) link at bottom</li> <li>4) Choose a game!</li> </ol>	<p><b>April Character Trait</b></p> <p><b>Mindfulness:</b> to pay attention in a particular way, be present in the moment and to be non-judgemental. Enjoy listening to the book, “<b>Each Kindness</b>,” by Jacqueline Woodson: <a href="https://www.youtube.com/watch?v=uSTbLZqGGSc">https://www.youtube.com/watch?v=uSTbLZqGGSc</a></p> <p>Compare this read-aloud to her other book, “<b>The Other Side</b>,” read by Mrs. Kohler last week: <a href="https://youtu.be/eKDjB-COmHo">https://youtu.be/eKDjB-COmHo</a></p> <p><b>Character Traits:</b> Enjoy singing the 3 BE's Song: <a href="https://www.youtube.com/watch?v=JGQAp2PY8yY">https://www.youtube.com/watch?v=JGQAp2PY8yY</a></p>

Please use your classroom Epic code to log in to the Epic Books.

Epic Codes:

Riordan: wuh3730

Limberg: asm9984

Merchant: clr7220

**Scholastic News Class Codes:**

Riordan: appledust3408

Limberg: lampcup8131

Merchant: swingking2176

*Handwriting Help* <https://www.livoniapublicschools.org/Page/12662>

*ADHD Answers* <https://www.livoniapublicschools.org/Page/12684>

*OT Home Enrichment* <https://www.livoniapublicschools.org/Page/12671>

**For other accommodations along with social/emotional support:**

**[Learning Activities to Keep Kids Busy When School Closes](#)**

**From Dr. Livingston:**

*For accommodations, students may click on the microphone in Google docs and engage in Speech to text, if they have fine motor needs. They may also use CoWriter, already installed in all Chromebooks-this is a word predictor as the child types*