

2nd Grade Home-Learning Activities!



Our new lesson plan format will include new teaching, each day of the week in different areas.



Typically you will find:

Reading/Literacy/Science- Monday and Wednesday

Math- Tuesday and Thursday.

Week of May 4th-May 8th

	Reading/Literacy 20-30 minutes 20 Minutes iReady each day	Math Lessons 20-30 minutes 20 Minutes iReady each day	Physical Activities, Creative Art, Music, At Home Activities 20-45 minutes
Mon	<p>The Big Question: How can we find the best place for a plant to grow?</p> <p>Lesson video link: YouTube Seed Germination Video</p> <p>Lesson Link: Mrs. Merchant read aloud</p> <p>Read pages 6-21. Plants Are Alive!</p> <p>Informational Picture: Tomatoes Tomato Informational Picture</p> <p>Answering Questions: <i>Sign in to your Google Classroom and open the link for today: Tomato Plant Growth, fill and and turn in.</i></p>	<p>MATH</p> <p>20 Minutes on iReady math lessons!</p> 	<p>Music- please see the lesson plan box at the bottom of the page</p> 

<p>Tue</p>	<p>Please do 20 minutes of iReady reading</p> 	<p>MATH</p> <p>Teaching Video Links: Here is a 5 minute addition and place value lesson (skip ads). Addition with regrouping</p> <p>6 minute lesson Mrs. Riordan's Lesson</p> <p>Student Practice Page 1 Do not need to turn in. (Either print this page or copy your answers on a separate paper for practice)</p> <p>iReady Lesson: <i>Log on to iReady Math and a two digit addition math lesson will be on the first screen!</i></p>	<p>LMC: Look at all 5 tabs on PebbleGo Username: engaged Password: learning Once you've read all 5 tabs:</p> <ol style="list-style-type: none"> 1. Draw a picture of a plant. 2. What is your favorite plant? Why? 3. What are at least 3 facts about plants? <p>Share your answers via email with Mrs. Hillary thillary@livoniapublicschools.org</p>
<p>Wed</p>	<p>The Big Question: How can we find the best place for a plant to grow?</p> <p>Introduction Teaching Video Link: Ms. Limberg introducing video</p> <p>Radish Growth Video Think Questions: What was happening in this video? What did you notice? How do plants grow?</p> <p>Claim/Evidence Lesson Ms. Limberg: Video Lesson</p> <p>Mentor Text used: Cooking with Sunshine</p> <p>Claim and Evidence: Claim and Evidence example</p> <p>Written Response: <i>Please see your Google Classroom for this lesson quiz.</i></p>	<p>20 Minutes on iReady math lessons!</p>  <p>Play EDM Math games online</p>	<p>Art</p> <p>Color Wheel Challenge . Feel free to email pictures of your projects to Ms. Birchler. I love seeing them! ebirchle2@livoniapublicschools.org</p>

<p>Thu</p>	<p>Please do 20 minutes of iReady reading lessons.</p>	<p style="text-align: center;">MATH</p> <p>Teaching Video Link: Mrs. Riordan models story problems. Have paper and pencil nearby!</p> <p>Story Problems and Regrouping</p> <p>Google Doc Quiz: <i>Please go to your Google Classroom and follow the link under "Classwork" to find the Math Lesson 2 Quiz. Complete and turn in.</i></p>	<p>Here are ideas for gym: Stay active! Here's the gym calendar: May Gym Calendar</p> <p>Please click on the link below for a message from your gym teacher: Weekly Activity</p>
<p>Fri</p>	<p>20 minutes of iReady reading lessons</p> <p>Scholastic News Video: Parts of a Plant</p> <p>Read Scholastic News Article: Rainbow Plants</p> <p>(Please see your Scholastic News Classroom code at the bottom of this page)</p> <p>Here is a worksheet to go with it: Rainbow Plant Questions (this does not need to be turned in)</p>	<p style="text-align: center;">20 Minutes on iReady math lessons!</p> <p>If you did not complete the quiz on Google Classroom yet, please log on and check your Classwork!</p>	<p><u>May Character Trait: Grit</u> Our new Character Trait is GRIT: You have the ability to be anyone you want to be, and you are brave, optimistic, and persistent. Talk about what these words mean to you and how important it is that you use GRIT when working on your at-home lessons. Use this LINK to watch a short video about using GRIT!</p>



Music Lessons Week of May 5/4/20

Pick one of the two following activities this week!

1. Color Your Music!

Use the links below to access musical coloring pages! There are Many different levels I included for you to pick from. Select and print as many as you'd like! If you don't have a printer, draw your own musical picture to color. While you are coloring, play your favorite music in the background! Here are some COLORING PAGES! When you finish, you can email a picture of your drawing to

scanterb@livoniapublicschools.org

Here are some COLORING PAGES! When you finish, you can email a picture of your drawing to

scanterb@livoniapublicschools.org

[Cello](#)

[Little Musicians](#)

[M is for Music](#)

[Music is My Life](#)

[Piano Keys Abstract](#)

[Sing a Rainbow](#)

[Ukulele](#)

[Where Words Fail, Music Speaks](#)

2. Take a Musical Walk

Go on a walk in your neighborhood or backyard. Notice all the different sounds that might be going on around you. Each time you notice a new sound, write down the sound or draw pictures of all the sounds that you hear. Listen very carefully. Maybe you are creating some of the sounds!

Things to Wonder About:

Was the sound long or short? High or low? Fast or slow?

Did any sounds form patterns?

Did the sound remind you of any musical instruments? Which one?

Did you make any sounds while you were listening?

Were there any sounds that remind you of a song?

What were your favorite sounds?

What one item around the house (non-electronic) would you choose to copy one of the sounds?

New to Listen to:

Next Right Thing: <https://youtu.be/vSXCjfaaDE8>

New Rainbow Connection: https://youtu.be/jS5fTzMP_mg

I'll Make a Man Out of You (Mulan) in 30 languages: <https://youtu.be/lNokhqbr5J0>

Please use your classroom Epic code to log in to the Epic Books.

Epic Codes:

Riordan: wuh3730

Limberg: asm9984

Merchant: clr7220

Scholastic News Class Codes:

Riordan: appledust3408

Limberg: lampcup8131

Merchant: swingking2176

For other accommodations along with social/emotional support:

[Learning Activities to Keep Kids Busy When School Closes](#)

From Dr. Livingston:

For accommodations in writing, students may click on the microphone in Google docs and engage in Speech to Text, if they have fine motor needs. They may also use CoWriter, already installed in all Chromebooks-this is a word predictor as the child types, very much like typing a text message on a cell phone.

Free leveled books:

<https://newsela.com/>

Free math worksheets:

<https://www.edhelper.com/>

Handwriting Help <https://www.livoniapublicschools.org/Page/12662>

ADHD Answers <https://www.livoniapublicschools.org/Page/12684>

OT Home Enrichment <https://www.livoniapublicschools.org/Page/12671>