





Third Grade Weekly Take Home Plan: Academic Enrichment & Reinforcement

***IReady Reading and Math Lessons and EPIC are available to use on a daily basis**

	ELA	Math 20-30 minutes	Physical Activities, Creative Art, Music, At Home Activities 20-45 minutes
Mon	<p>No School.....</p> 	<p>IReady Math Lesson on Multiplication (Has been assigned by your teacher)</p> <p>Practice Multiplication Facts</p>	<p>LMC: Watch the video showing you how to check your LMC account for which books you have checked out. Then:</p> <ol style="list-style-type: none"> 1. Put the books in a safe place so that they are ready to be returned to school when the time comes. 2. Email Mrs. Hillary and tell her if you know you left a book in your desk, locker, etc. and let her know where it is. 3. Email Mrs. Hillary and tell her if you found all of our books.
Tue	<p>Students go to google classroom.</p> <p>Watch two videos about hurricanes Read article about hurricanes</p> <p>*****</p> <p>Grit Lesson:</p> <p><u>Character Trait for May: Grit</u> Grit: I can work hard to finish what I started, even when it's not easy. I can learn from my mistakes, and try and try again. I can do anything if I put my mind to it. Watch this video and talk about Grit with a family member:</p> <p>https://www.youtube.com/watch?v=JC82lI2cjqA</p>	<p>Multiplication Go to the google classroom and watch the video lesson and complete the journal pages. Remember to turn in your work.</p> <p>Practice Multiplication Facts</p>	<p>Art: Recycled Robot</p> <p>Here is the activity for the week. If you'd like to send an email with your finished artwork please send it to ebirchle2@livoniapublicschools.org</p>

<p>Wed</p>	<p>Go to google classroom .</p> <p>Watch video of Mrs. Cooke Watch two additional videos about tornadoes Read the article about how tornadoes form. Complete the writing assignment.</p>	<p>Go to the EDM site and play a multiplication game</p> <p>IReady Math XTra Math (Bartnick)</p> <p>Practice Multiplication Facts</p>	<p>PE Physical Education lesson from Mr. Daugherty and Mrs. Mulkiten: Please click the following link for physical education ideas and activities:</p> <p>Physical Education Activities</p>
<p>Thu</p>	<p>Read in Epic: Tornadoes and Hurricanes by Cy Armour and Disaster Zone: Tornadoes by Cari Meister</p> <p>Do iredy lessons: Ask Questions About Key Ideas and Determine word meanings using suffixes er/or/ ness</p>	<p>Addition: Go to the google classroom and watch the Lesson Video. Go to the EDM site and watch the tutorial. Complete the journal pages. Remember to turn in your work.</p> <p>Prodigy (Cooke) Everyday Math Fraction Games</p> <p>Practice Multiplication Facts</p>	<p>Music</p> <p>Enjoy this week's music lesson: Music and Literacy.</p>
<p>Fri</p>	<p>Your choice:</p> <ol style="list-style-type: none"> 1. Read a chapter book for ½ hour. 2. Iready or Read Theory. 3. Read Scholastic magazine:  <p>Do the above reading activities while reading in the dark with a flashlight!</p>	<p>Go to the Google Classroom and complete the multiplication quiz</p> <p>FREE FRIDAY: Go to any of the math sites listed below and practice your math skills!</p> <p>IReady Math Prodigy Everyday Math Games XTra Math (Bartnick)</p>	<p>Virtual Field Trip Kennedy Space Center https://www.youtube.com/watch?v=fAq5rjie02c&t=378s</p> <div style="background-color: black; color: white; padding: 5px; text-align: center;"> <p>INDOOR SCAVENGER HUNT</p> </div> <ul style="list-style-type: none"> • Find a fork. • Find something that is red. • Find a tissue box. • Find 3 things that have wheels. • Find an orange crayon. • Find something that is very soft. • Find a band-aid. • Find a key. • Find 2 socks that match. • Find something round. • Find a sticker. • Find a rubber band. • Find a pair of glasses. • Find an envelope.  

Readworks class code: 3FU4H6 (Bartnick) SDQFNH (Cooke)(password 1234)

Scholastic News Magazine Password: Rosedale1

Mystery Science: Log in as a student - no password required

Epic: Class Code - lwl8705 (Cooke); yhh6632 (Bartnick)

Read Theory: Students should know login and pass codes (Cooke)

Pass code: See separate email with list of usernames and password (Bartnick)

Any work can be shared with your teachers through their school email:

Mrs. Cooke: pcooke@livoniapublicschools.org

Mrs. Bartnick: dbartnic@livoniapublicschools.org

Mrs. Hillary: thillary@livoniapublicschools.org